

Treatment and Rehabilitation

Treatment and rehabilitation measures are important for a full-fledged drug control policy. These measures aim to stop drug addicts from using drugs and rejoining them into society. This year, the ONCB has focused on important concepts as follows:

- Coordinate and support the treatment and rehabilitation process according to the Narcotics Addict Rehabilitation Act B.E.2534 (1991).

- Coordinate with both private and public sectors in campaigning for drug addicts to admit themselves to treatment centers, by using offensive strategies.

- Develop the treatment and rehabilitation measure to be able to function at their full capacity both in public and private sectors.

- Coordinate and encourage the private sector, community and religious organizations to actively participate in treatment and rehabilitation.

- Support the establishment of community therapy rehabilitation centers around the country.

Every year the ONCB collects data from treatment centers around the country. Although these statistics may

not reflect the whole drug situation, they provide us with valuable knowledge about drug abusers. These features are important for effective planning of the intervention scheme.

This year the number of drug addicts attending in the treatment centers increased from 38,044 patients in 1999 to 41,746 patients in 2000. Among this number, addicts comprised 39,571 male patients and 2,162 female patients. The average income of these patients is 6,544 Baht/month. Other interesting features from the latest data received are introduced as follows:

1. The 15-19 age group was the largest group of first time users and the 20-24 years old age group came in second.

2. The 20-24 age group that was the largest group attending the treatment centers, comprised 10,130 patients. For



the second largest group, the age of 15-19 comprised 9,017 patients.

3. Classifying by occupation, the majority of patients who attended the treatment centers were unemployed (13,166). Other patients consist of hired

labor groups (7,849), student groups (7,222), agricultural worker groups (4,394), merchant groups(3,527) and others (4,808).

4. Principal drug substances that addicts used during the last 30 days

Number of drug addicts in treatment centers classified by admission age and first time use

Age Groups	Admission Age	First time Use
Below 15	899	7,194
15-19	9,017	20,324
20-24	10,130	7,151
25-29	7,105	2,813
30-34	4,566	1,539
35-39	3,592	809
39 up	6,233	765

before admission to treatment centers were methamphetamine (19,253 patients), heroin (14,758 patients), opium (2,498 patients), cigarettes(1,914 patients), alcohol (1,569 patients) and volatile substances (597 patients).

5. Most drug patients prefer to take drugs by smoking (25,665 patients) rather than injecting them (11,863 patients), swallowing (2,566 patients) and sniffing (759 patients). In addition, 191 patients use more than one method.

6. Classifying by patterns of drug

use, 36,403 patients used only one kind of drug. While 3,119 patients switched between two drugs and 1,106 patients mixed two kinds of drugs together. Interestingly, 571 patients used more than two kinds of drugs.

7. Five principal drugs /substances that addicts first used were methamphetamine (15,557 patients), marihuana (8,909 patients), heroin (5,885 patients), cigarette (3,259 patients) and opium (2,622 patients).

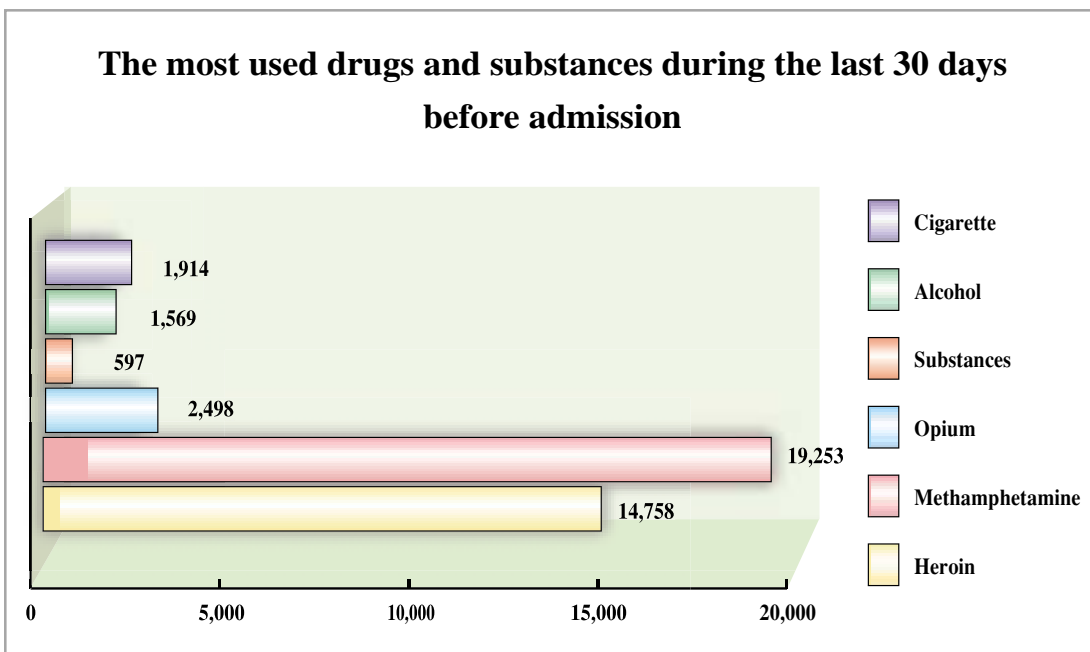
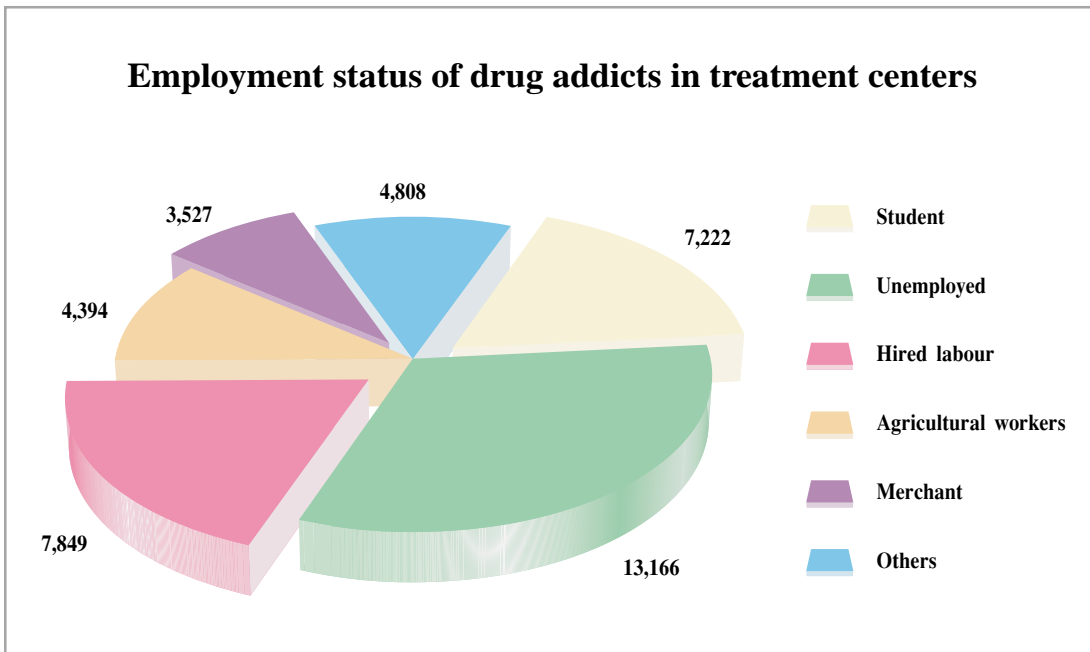
8. The reason that drug addicts

treatment and Rehabilitation



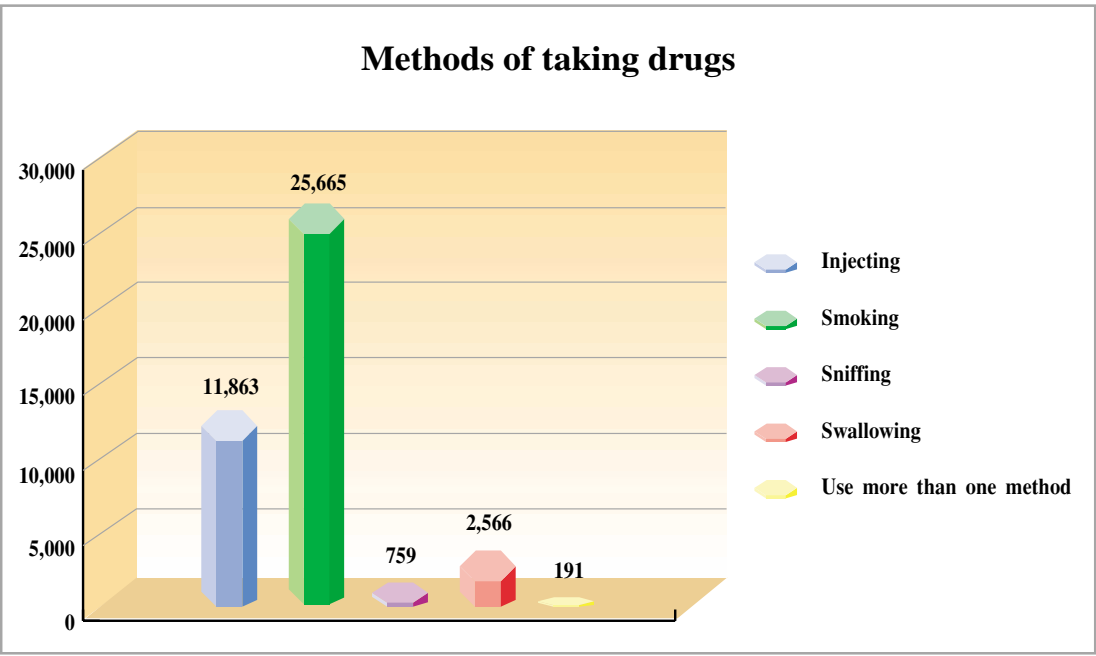
attempt to give up drugs was basically through self-motivation. Other reasons included family coercion, poor health, inability to afford drugs, and the fear of being caught.

9. According to the marital status, 26,043 patients were single, 12,239 patients were married and 2,844 were widowers and divorcees.

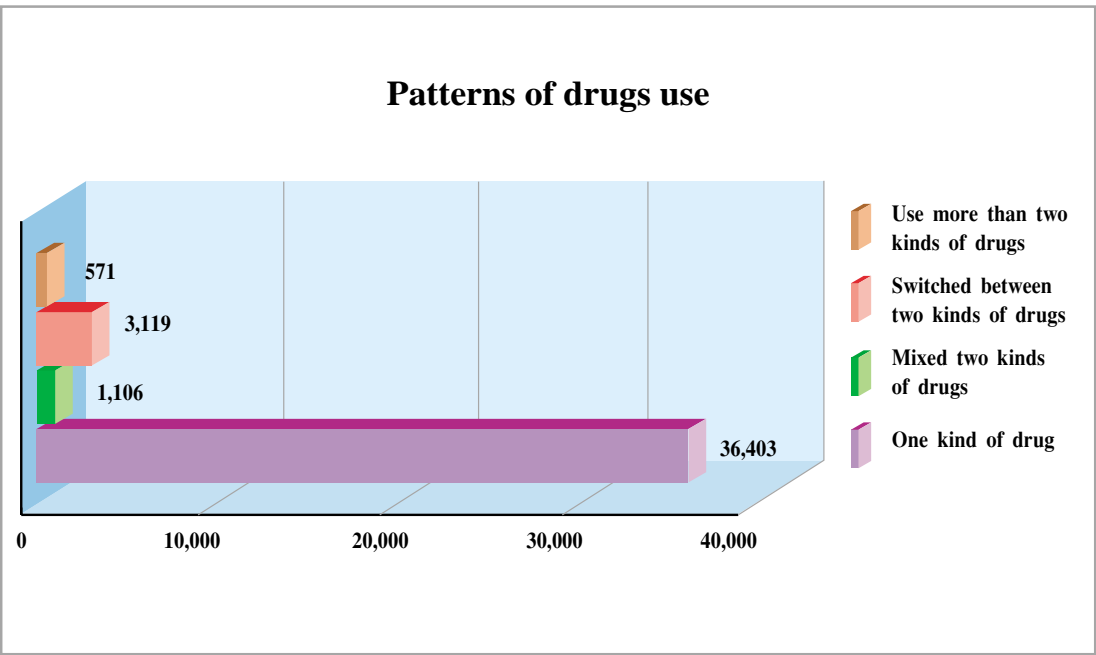




Methods of taking drugs



Patterns of drugs use





Five principal drugs/substances for first drug use

